


Export Import Bank of Bangladesh Limited
Shariah Based Islami Bank


Consolidated Financial Statements (Un-audited)
as at 30 September 2014

EXPORT IMPORT BANK OF BANGLADESH LIMITED

Consolidated Balance Sheet (Un-audited)
as at 30 September 2014

	September 2014	December 2013
	Taka	Taka
PROPERTY & ASSETS		
Cash		
In hand (including foreign currency)	1,739,421,573	1,569,959,322
Balance with Bangladesh Bank and its Agent Banks (including foreign currency)	15,507,645,078	20,542,822,468
	17,247,066,651	22,112,781,790
Balance with other banks and financial institutions		
In Bangladesh	2,469,115,849	8,793,193,247
Outside Bangladesh	1,922,139,840	3,153,600,277
	4,391,255,689	11,946,793,524
Placement with banks & other financial institutions	500,000,000	-
Investments in shares and securities		
Government	5,030,051,038	4,264,051,038
Others	7,185,558,590	7,179,507,442
	12,215,609,628	11,443,558,480
Investments		
General investments etc.	164,161,902,659	138,976,619,519
Bills purchased and discounted	7,795,517,776	6,025,378,276
	171,957,420,435	145,001,997,795
Fixed assets including premises	3,310,081,265	3,190,361,100
Other assets	1,674,486,687	1,846,754,836
Non-banking assets	-	-
Total assets	211,295,920,355	195,542,247,525
LIABILITIES & CAPITAL		
Liabilities		
Placement from banks & other financial institutions	9,263,959	1,550,000,000
Deposits and other accounts		
Mudaraba savings deposits	11,657,924,650	7,413,430,150
Mudaraba term deposits	109,495,140,225	92,425,042,708
Other Mudaraba Deposits	39,025,504,495	46,171,484,516
Al wadeeah current and other deposit accounts	19,538,871,237	18,476,651,522
Bills payable	1,548,168,705	904,967,759
	181,265,609,312	165,391,576,655
Other liabilities	8,506,575,343	8,101,527,618
Total liabilities	189,781,448,614	175,043,104,273
Capital/shareholders' equity		
Paid up capital	12,838,646,080	11,566,347,820
Statutory reserve	5,606,760,437	5,236,931,055
Other reserves	2,130,546,666	2,130,546,666
Foreign currency translation adjustment	6,200,596	9,224,261
Retained earnings	932,227,868	1,555,994,379
EXIM Bank Shareholders' Equity	21,514,381,647	20,499,044,181
Minority Interest	90,094	99,071
Total shareholders' equity	21,514,471,741	20,499,143,252
Total liabilities and shareholders' equity	211,295,920,355	195,542,247,525
Off balance sheet items		
Contingent liabilities:		
Acceptance and endorsements	-	-
Letters of guarantee	3,944,223,376	3,750,989,566
Irrevocable letters of credit	24,037,697,344	18,083,871,566
Bills for collection	5,028,107,577	4,604,117,568
Other contingent liabilities	31,498,304,744	33,680,405,111
Total contingent liabilities	64,508,333,041	60,119,383,811
Other commitments	-	-
Total off balance sheet items	64,508,333,041	60,119,383,811


Md. Hamayun Kabir
Senior Executive Vice President & CFO



Dr. Mohammed Harder Ali Miah
Managing Director & CEO

EXPORT IMPORT BANK OF BANGLADESH LIMITED
Consolidated Profit and Loss Account (Un-audited)
for the period ended 30 September 2014

	Jan-Sept 2014	Jan-Sept 2013	Jul- Sept 2014	Jul- Sept 2013
	Taka	Taka	Taka	Taka
Particulars				
Investment income	16,058,232,467	14,546,442,033	5,464,171,715	5,013,934,812
Profit paid on deposits, borrowings, etc.	(11,923,236,042)	(11,587,399,634)	(3,737,296,195)	(4,029,191,431)
Net investment income	4,134,996,425	2,959,042,399	1,726,875,520	984,743,381
Income from investment in shares/securities	186,590,559	162,904,717	4,211,182	26,883,066
Commission, exchange and brokerage	1,533,667,990	1,511,436,316	474,861,661	488,710,954
Gain on sale of investment in shares	25,112,361	15,438,230	25,112,361	15,438,230
Other operating income	607,863,311	713,744,007	182,718,642	254,604,514
Total operating income (A)	6,488,230,646	5,362,565,669	2,413,779,366	1,770,380,145
Operating expenses				
Salaries and allowances	1,767,392,558	1,274,141,760	614,390,330	489,822,951
Rent, taxes, insurance, electricity etc.	348,586,878	288,889,053	113,156,982	93,677,932
Legal expenses	17,336,249	22,882,754	6,608,739	8,228,550
Postage, stamp, telegram, telephone etc.	59,953,397	56,623,813	17,158,447	19,815,655
Auditors fees	121,026	187,784	(91,727)	(277,494)
Stationery, printing, advertisement, etc.	132,224,218	113,529,560	45,536,142	47,912,141
Managing Director's remuneration	8,131,935	6,839,032	2,911,935	2,119,032
Managing Director's fees	-	-	-	-
Directors' fees and expenses	1,146,943	942,698	381,828	226,459
Shariah Supervisory Committee's Fees & Expenses	105,890	123,275	(85,870)	-
Charges on Investment Losses	-	-	-	-
Depreciation on and repairs to Bank's property	172,996,994	135,501,380	58,873,946	46,855,166
Zakat expenses	108,000,000	105,000,000	108,000,000	105,000,000
Other expenses	622,377,606	389,432,865	186,080,773	148,150,698
Total operating expenses (B)	3,238,373,694	2,394,093,974	1,152,921,525	961,531,090
Profit before provisions (C=A-B)	3,249,856,952	2,968,471,695	1,260,857,841	808,849,055
Provision for investments and Off Balance Sheet	898,118,839	2,643,023,581	516,754,149	1,201,000,867
Provision for diminution in value of shares	601,460,884	159,517,124	174,697,855	52,685,270
Total Provision (D)	1,499,579,723	2,802,540,705	691,452,004	1,253,686,137
Profit before taxes (C-D)	1,750,277,229	165,930,990	569,405,837	(444,837,082)
Provision for taxation:				
Current tax	745,477,432	1,227,130,637	223,986,058	966,936,346
Deferred tax expense/(benefit)	-	(1,078,274,351)	-	(1,078,274,351)
	745,477,432	148,856,286	223,986,058	(111,338,005)
Profit after tax	1,004,799,797	17,074,704	345,419,779	(333,499,077)
Retained earnings brought forward	1,569,546,736	1,370,351,564	1,569,546,736	1,370,351,564
Profit available for appropriation	2,574,346,533	1,387,426,268	1,914,966,515	1,036,852,487
Appropriations:				
Statutory reserve	369,829,382	49,199,198	108,040,185	(82,368,957)
Issue of bonus shares	1,272,298,260	1,051,486,160	1,272,298,260	1,051,486,160
	1,642,127,642	1,100,685,358	1,380,338,445	969,117,203
Retained earnings carried forward	932,218,891	286,740,910	534,628,070	67,735,284
Export Import Bank of Bangladesh Limited	932,227,868	286,747,214	534,625,099	67,737,733
Minority Interest	(8,977)	(6,304)	2,971	(2,449)
	932,218,891	286,740,910	534,628,070	67,735,284
Earnings per ordinary share	0.78	0.01	0.27	(0.26)



Md. Humayun Kabir
Senior Executive Vice President & CFO



Dr. Mohammed Haider Ali Miah
Managing Director & CEO

EXPORT IMPORT BANK OF BANGLADESH LIMITED


Consolidated Cash Flow Statement (Un-audited)

for the period ended 30 September 2014

Particulars	Jan-Sept 2014 Taka	Jan-Sept 2013 Taka
A) Cash flows from operating activities		
Investment income receipts	16,215,205,715	14,632,358,696
Profit paid on deposits, borrowings, etc.	(10,623,436,129)	(10,821,258,215)
Dividend receipts	163,155,819	144,373,313
Fees and commission receipts	1,533,667,990	1,511,436,316
Cash payment to employees	(1,775,524,493)	(1,280,980,792)
Cash payment to suppliers	(7,818,561)	(7,406,400)
Income tax payments	(1,552,651,603)	(1,231,126,495)
Receipts from other operating activities	632,262,347	728,152,402
Payments for other operating activities	(1,289,484,140)	(977,605,849)
Cash flows before changes in operating assets and liabilities	3,295,376,945	2,697,942,976
Changes in operating assets and liabilities:		
(Increase)/decrease in operating assets		
Statutory deposit	-	-
Trading security - shares	14,985,344	(67,393,013)
Investments to other banks	-	-
Investments to customers	(27,871,387,451)	(20,243,511,902)
Other assets	180,701,023	(199,442,899)
Increase/(decrease) in operating liabilities		
Deposits from other banks	1,400,981,538	(2,361,336,200)
Deposits from customers	13,173,251,206	17,812,381,435
Liabilities on account of customers	-	-
Trading liabilities (borrowing)	(1,540,736,041)	(1,750,000,000)
Other liabilities	473,417,671	434,660,397
	(14,168,786,710)	(6,374,642,182)
Net cash from operating activities	(10,873,409,765)	(3,676,699,206)
B) Cash flows from investing activities:		
Receipts from sale of securities - BGIIB	-	-
Payment for purchase of securities	(766,000,000)	(200,000,000)
Purchase of fixed assets	(293,426,001)	(155,566,726)
Sale proceeds of fixed assets	1,054,100	1,166,874
Placement of fund with BB	(500,000,000)	-
Purchase of Subsidiaries	-	-
Net cash from investing activities	(1,558,371,901)	(354,399,852)
C) Cash flows from financing activities		
Receipts from issue of Debt Instruments	-	-
Payment for redemption of Debt Instruments	-	-
Receipts from issue of ordinary share/ Right share	-	-
Dividend paid in cash	-	-
Minority investment in subsidiaries	-	-
Net cash from financing activities	-	-
D) Net increase/(decrease) in cash and cash equivalents (A+B+C)	(12,431,781,666)	(4,031,099,058)
E) Effect of Exchange rate changes on cash and cash equivalents	10,528,692	(5,694,726)
F) Cash and cash equivalents at beginning of the year	34,059,575,314	35,135,110,368
G) Cash and cash equivalents at end of the period (D+E+F)	21,638,322,340	31,098,316,584
H) Cash and cash equivalents		
Cash	17,247,066,651	15,603,988,749
Balance with other banks and financial institutions	4,391,255,689	15,494,327,835
	21,638,322,340	31,098,316,584


Md. Humayun Kabir

Senior Executive Vice President & CFO


Dr. Mohammed Haider Ali Miah
Managing Director & CEO

Consolidated Statement of Changes in Equity (Un-audited)

for the period ended 30 September 2014

4



Md. Humayun Kabir
Senior Executive Vice President & CFO


EXPORT IMPORT BANK OF BANGLADESH LIMITED

Balance Sheet (Un-audited) as at 30 September 2014

	September 2014	December 2013
	Taka	Taka
PROPERTY & ASSETS		
Cash		
In hand (including foreign currency)	1,687,676,188	1,563,645,229
Balance with Bangladesh Bank and its Agent Banks (including foreign currency)	15,507,645,078	20,542,822,468
	17,195,321,266	22,106,467,697
Balance with other banks and financial institutions		
In Bangladesh	2,469,115,849	8,793,193,247
Outside Bangladesh	1,907,268,712	3,084,739,598
	4,376,384,561	11,877,932,845
Placement with banks & other financial institutions	500,000,000	-
Investments in shares and securities		
Government	5,030,051,038	4,264,051,038
Others	8,043,722,585	8,149,016,624
	13,073,773,623	12,413,067,662
Investments		
General investments etc.	162,957,614,404	137,822,001,867
Bills purchased and discounted	7,795,517,776	6,025,378,276
	170,753,132,180	143,847,380,143
Fixed assets including premises	3,304,711,773	3,183,437,491
Other assets	1,779,029,041	2,024,230,402
Non-banking assets	-	-
Total assets	210,982,352,444	195,452,516,240
LIABILITIES & CAPITAL		
Liabilities		
Placement from banks & other financial institutions	9,263,959	1,550,000,000
Deposits and other accounts		
Mudaraba savings deposits	11,657,924,650	7,413,430,150
Mudaraba term deposits	109,715,889,996	92,737,753,770
Other Mudaraba Deposits	39,075,168,772	46,201,635,014
Al wadeeah current and other deposit accounts	19,549,834,433	18,477,209,026
Bills payable	1,536,379,750	903,217,293
	181,535,197,601	165,733,245,253
Other liabilities	7,700,240,530	7,544,907,228
Total liabilities	189,244,702,090	174,828,152,481
Capital/shareholders' equity		
Paid up capital	12,838,646,080	11,566,347,820
Statutory reserve	5,606,760,437	5,236,931,055
Other reserves	2,130,546,666	2,130,546,666
Retained earnings	1,161,697,171	1,690,538,218
Total shareholders' equity	21,737,650,354	20,624,363,759
Total liabilities and shareholders' equity	210,982,352,444	195,452,516,240
Off balance sheet items		
Contingent liabilities:		
Acceptance and endorsements	-	-
Letters of guarantee	3,944,223,376	3,750,989,566
Irrevocable letters of credit	24,037,697,344	18,083,871,566
Bills for collection	5,028,107,577	4,604,117,568
Other contingent liabilities	31,498,304,744	33,680,405,111
Total contingent liabilities	64,508,333,041	60,119,383,811
Other commitments	-	-
Total off balance sheet items	64,508,333,041	60,119,383,811


Md. Humayun Kabir


Senior Executive Vice President & CFO



Dr. Mohammed Haider Ali Miah
Managing Director & CEO

EXPORT IMPORT BANK OF BANGLADESH LIMITED

Profit and Loss Account (Un-audited) for the period ended 30 September 2014

	Jan- Sept. 2014 Taka	Jan- Sept. 2013 Taka	July - Sept. 2014 Taka	July - Sept. 2013 Taka
Particulars				
Investment income	16,043,947,564	14,522,861,073	5,460,925,990	5,018,681,320
Profit paid on deposits, borrowings, etc.	(11,948,993,997)	(11,613,004,533)	(3,744,863,361)	(4,033,851,200)
Net investment income	4,094,953,567	2,909,856,540	1,716,062,629	984,830,120
Income from investment in shares/securities	169,768,502	159,947,680	(1,264,273)	25,475,305
Commission, exchange and brokerage	1,512,073,997	1,494,178,334	467,926,608	481,135,665
Gain on sale of investment in shares	25,112,361	15,438,230	25,112,361	15,438,230
Other operating income	606,260,182	713,247,658	182,720,651	254,746,722
Total operating income (A)	6,408,168,609	5,292,668,442	2,390,557,976	1,761,626,042
Operating expenses				
Salaries and allowances	1,737,403,661	1,242,699,788	606,265,183	479,890,841
Rent, taxes, insurance, electricity etc.	332,133,014	271,875,934	110,021,952	88,695,161
Legal expenses	11,605,341	16,394,007	4,034,274	6,695,638
Postage, stamp, telegram, telephone etc.	59,205,385	55,670,485	16,955,196	19,357,881
Auditors fees	-	-	-	-
Stationery, printing, advertisement, etc.	131,922,386	112,764,853	45,495,498	47,613,096
Managing Director's remuneration	8,131,935	6,839,032	2,911,935	2,119,032
Managing Director's fees	-	-	-	-
Directors' fees and expenses	1,112,443	890,198	381,828	208,459
Shariah Supervisory Committee's Fees & Expenses	105,890	123,275	(85,870)	-
Charges on Investment Losses	-	-	-	-
Depreciation on and repairs to Bank's property	172,316,235	134,570,763	58,756,627	46,632,885
Zakat expenses	108,000,000	105,000,000	108,000,000	105,000,000
Other expenses	614,813,507	382,963,124	184,053,425	145,838,205
Total operating expenses (B)	3,176,749,797	2,329,791,459	1,136,790,048	942,051,198
Profit before provisions (C=A-B)	3,231,418,812	2,962,876,983	1,253,767,928	819,574,844
Provision for investments and Off Balance Sheet	820,127,704	2,563,731,606	526,185,604	1,180,369,834
Provision for diminution in value of shares	562,144,200	153,149,385	187,381,400	51,049,795
Total Provision (D)	1,382,271,904	2,716,880,991	713,567,004	1,231,419,629
Profit before taxes (C-D)	1,849,146,908	245,995,992	540,200,924	(411,844,785)
Provision for taxation:				
Current tax	735,860,313	1,214,510,784	221,611,767	968,719,571
Deferred tax expense/(benefit)	-	(1,078,274,351)	-	(1,078,274,351)
	735,860,313	136,236,433	221,611,767	(109,554,780)
Profit after tax	1,113,286,595	109,759,559	318,589,157	(302,290,005)
Retained earnings brought forward	1,690,538,218	1,476,753,697	1,690,538,218	1,476,753,697
Profit available for appropriation	2,803,824,813	1,586,513,256	2,009,127,375	1,174,463,692
Appropriations:				
Statutory reserve	369,829,382	49,199,198	108,040,185	(82,368,957)
Issue of bonus shares	1,272,298,260	1,051,486,160	1,272,298,260	1,051,486,160
	1,642,127,642	1,100,685,358	1,380,338,445	969,117,203
Retained earnings carried forward	1,161,697,171	485,827,898	628,788,930	205,346,489
Earnings per ordinary share	0.87	0.09	0.25	(0.24)


Md. Humayun Kabir
Senior Executive Vice President & CFO


Dr. Mohammed Haider Ali Miah
Managing Director & CEO


EXPORT IMPORT BANK OF BANGLADESH LIMITED

Cash Flow Statement (Un-audited) for the period ended 30 September 2014

	Jan-Sept 2014	Jan-Sept 2013
	Taka	Taka
Particulars		
A) Cash flows from operating activities		
Investment income receipts	16,200,920,812	14,608,777,736
Profit paid on deposits, borrowings, etc.	(10,649,194,084)	(10,846,863,114)
Dividend receipts	146,333,762	141,416,276
Fees and commission receipts	1,512,073,997	1,494,178,334
Cash payment to employees	(1,745,535,596)	(1,249,538,820)
Cash payment to suppliers	(7,818,561)	(7,406,400)
Income tax payments	(1,541,062,648)	(1,227,041,710)
Receipts from other operating activities	630,659,218	727,656,053
Payments for other operating activities	(1,278,445,948)	(964,856,731)
Cash flows before changes in operating assets and liabilities	3,267,930,952	2,676,321,624
Changes in operating assets and liabilities:		
(Increase)/decrease in operating assets		
Statutory deposit	-	-
Trading security - shares	126,330,531	(78,595,751)
Investments to other banks	-	-
Investments to customers	(27,821,716,848)	(20,253,280,910)
Other assets	253,634,235	(76,295,986)
Increase/(decrease) in operating liabilities		
Deposits from other banks	1,400,981,538	(2,361,336,200)
Deposits from customers	13,101,170,897	17,810,401,815
Liabilities on account of customers	-	-
Trading liabilities (borrowing)	(1,540,736,041)	(1,750,000,000)
Other liabilities	339,039,231	336,820,223
	(14,141,296,457)	(6,372,286,809)
Net cash from operating activities	(10,873,365,505)	(3,695,965,185)
B) Cash flows from investing activities:		
Receipts from sale of securities - BGIIB	-	-
Payment for purchase of securities	(766,000,000)	(200,000,000)
Purchase of fixed assets	(274,383,310)	(132,626,198)
Sale proceeds of fixed assets	1,054,100	1,166,874
Placement of fund with BB	(500,000,000)	-
Purchase of Subsidiaries	-	-
Net cash from investing activities	(1,539,329,210)	(331,459,324)
C) Cash flows from financing activities		
Receipts from issue of Debt Instruments	-	-
Payment for redemption of Debt Instruments	-	-
Receipts from issue of ordinary share/Right Share	-	-
Dividend paid in Cash	-	-
Net cash from financing activities	-	-
D) Net increase/(decrease) in cash and cash equivalents (A+B+C)	(12,412,694,715)	(4,027,424,509)
E) Effect of Exchange rate changes on cash and cash equivalents	-	-
F) Cash and cash equivalents at beginning of the year	33,984,400,542	35,055,625,134
G) Cash and cash equivalents at end of the period (D+E+F)	21,571,705,827	31,028,200,625
H) Cash and cash equivalents		
Cash	17,195,321,266	15,556,919,266
Balance with other banks and financial institutions	4,376,384,561	15,471,281,359
	21,571,705,827	31,028,200,625


Md. Hamayun Kabir

Senior Executive Vice President & CFO


Dr. Mohammed Haider Ali Miah
Managing Director & CEO

EXPORT IMPORT BANK OF BANGLADESH LIMITED

Statement of Changes in Equity (Un-audited)

for the period ended 30 September 2014

	Paid up capital Taka	Statutory reserve Taka	Revaluation reserve of Fixed Assets Taka	General/ Other Reserves* Taka	Retained earnings Taka	Total Taka
Balance at 1 January 2014	11,566,347,820	5,236,931,055	2,067,771,666	62,775,000	1,690,538,218	20,624,363,759
Changes in accounting policies	-	-	-	-	-	-
Restated Balance	11,566,347,820	5,236,931,055	2,067,771,666	62,775,000	1,690,538,218	20,624,363,759
Surplus/(Deficit) on Account of Revaluation Properties	-	-	-	-	-	-
Surplus/(Deficit) on Account of Revaluation of Investment	-	-	-	-	-	-
Net Gain and Losses not recognized in the income statement	-	-	-	-	-	-
Profit for the period	-	-	-	-	1,113,286,595	1,113,286,595
Stock Dividend paid during the period	1,272,298,260	-	-	-	(1,272,298,260)	-
Transferred to statutory reserve	-	369,829,382	-	-	(369,829,382)	-
Total Shareholders' Equity as on 30 September 2014	12,838,646,080	5,606,760,437	2,067,771,666	62,775,000	1,161,697,171	21,737,650,354
Total Shareholders' Equity as on 30 September 2013	11,566,347,820	4,636,664,973	-	62,775,000	485,827,898	16,751,615,691

	30 September 2014	30 September 2013
*General Reserve/Other Reserve	-	-
General Reserve	-	-
Dividend Equalization Account	62,775,000	62,775,000
Total	62,775,000	62,775,000



Md. Humayun Kabir
Senior Executive Vice President & CFO



Dr. Mohammed Haider Ali Miah
Managing Director & CEO