

Export Import Bank of Bangladesh Limited
Shariah Based Islami Bank


Consolidated Financial Statements (Un-audited)


as at 30 September 2015

EXPORT IMPORT BANK OF BANGLADESH LIMITED
Consolidated Balance Sheet (Un-audited)
as at 30 September 2015


	September 2015	December 2014
	Taka	Taka
PROPERTY & ASSETS		
Cash		
In hand (including foreign currency)	1,457,726,310	1,377,323,285
Balance with Bangladesh Bank and its Agent Banks (including foreign currency)	19,104,020,716	27,135,282,563
	20,561,747,026	28,512,605,848
Balance with other banks and financial institutions		
In Bangladesh	7,511,937,703	1,676,129,886
Outside Bangladesh	2,206,837,969	1,877,795,744
	9,718,775,672	3,553,925,630
Placement with banks & other financial institutions	500,000,000	500,000,000
Investments in shares and securities		
Government	10,004,051,038	8,550,051,038
Others	7,511,273,970	7,021,496,371
	17,515,325,008	15,571,547,409
Investments		
General investments etc.	188,081,402,669	172,432,868,853
Bills purchased and discounted	8,777,798,310	6,732,699,092
	196,859,200,979	179,165,567,945
Fixed assets including premises	3,353,932,795	3,311,712,168
Other assets	4,408,896,594	2,218,594,858
Non-banking assets	-	-
Total Property & Assets	252,917,878,074	232,833,953,858
LIABILITIES & CAPITAL		
Liabilities		
Placement from banks & other financial institutions	-	452,825,605
Deposits and other accounts		
Mudaraba savings deposits	11,386,835,782	9,904,099,863
Mudaraba term deposits	129,637,237,265	122,987,801,586
Other Mudaraba Deposits	50,139,368,201	44,166,429,008
Al wadeeah current and other deposit accounts	22,219,479,922	21,346,501,289
Bills payable	1,759,005,544	1,604,172,757
	215,141,926,714	200,009,004,503
Mudaraba Subordinated Bond	2,500,000,000	-
Other liabilities	11,863,014,102	9,395,063,443
Total liabilities	229,504,940,816	209,856,893,551
Capital/shareholders' equity		
Paid up capital	14,122,510,680	12,838,646,080
Statutory reserve	6,289,424,433	6,118,314,064
Other reserves	2,130,546,666	2,130,546,666
Foreign currency translation adjustment	(257,931)	5,415,789
Retained earnings	870,623,287	1,884,047,017
EXIM Bank Shareholders' Equity	23,412,847,135	22,976,969,616
Minority Interest	90,123	90,691
Total shareholders' equity	23,412,937,258	22,977,060,307
Total liabilities and shareholders' equity	252,917,878,074	232,833,953,858
Off balance sheet items		
Contingent liabilities:		
Acceptance and endorsements	-	-
Letters of guarantee	4,132,952,768	4,238,337,604
Irrevocable letters of credit	24,135,708,432	21,034,770,856
Bills for collection	3,301,066,622	5,479,716,930
Other contingent liabilities	35,535,629,335	34,863,975,519
Total contingent liabilities	67,105,357,157	65,616,800,909
Other commitments	-	-
Total off balance sheet items	67,105,357,157	65,616,800,909


Chief Financial Officer


Director


Company Secretary


Managing Director & CEO


Chairman